

Mipa 2K-Prefilled-Spray

Item no 21203 0000 / 400 ml

Item no 21206 0000 / 250 ml

Technical data sheet

Intended use

Mipa 2K-Prefilled-Spray is pre-filled with propellant gas and other additives. The hardener is already integrated in the can and can be activated before application. The final product is obtained by adding undiluted Mipa 2K topcoats. Mipa OC and Mipa PUR HS as well as customary isocyanate crosslinking 2-component acrylic/polyurethane-based topcoat systems are suitable. The technical paint properties correspond to those of the paint filled in. The chemical crosslinking with the integrated hardener ensures a high resistance to all weather influences as well as to mechanical stress and chemical agents. The specialist dealer (seller) is liable for the final product!

Processing instructions



Substrates

depends on the product, see processing instructions of the paint filled in.

Pre-treatment / cleansing

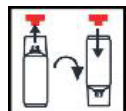
depends on the product, see processing instructions of the paint filled in.

Characteristics

Paint system is filled in the spray can by means of a filling machine
Equipped with an adjustable sprayhead for fine atomisation
High UV-protection, non-yellowing, lightfast
Excellent weather and scratch resistance
Excellent flow and surface finish
Safe and clean transfer of the hardener
Very resistant to mechanical stress and chemical agents
Fuel-resistant
Suitable for all customary isocyanate crosslinking 2-component topcoats with mixing ratio 2:1 / 3:1

Colour / gloss level

depends on the product, see processing instructions of the paint filled in.



Preparation

Fill Mipa 2K-Prefilled-Spray with:
100 ml basic paint undiluted of the selected paint quality for a 400 ml spray can
50 ml basic paint undiluted of the selected paint quality for a 250 ml spray can

Before use, shake can vigorously for 1 - 2 min!

Right before spraying, take the red button from the cap, turn the spray can 180° and attach the button to the pin on the bottom of the aerosol.

Place the spray can with the cap upside down on a solid surface. Press the red button down with the heel of your hand until a stop is reached.

After the activation, shake can again vigorously.

Mipa 2K-Prefilled-Spray

Item no 21203 0000 / 400 ml

Item no 21206 0000 / 250 ml

Technical data sheet

mipa

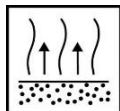
Professional Coating Systems

page 2 / 2



Application

Spray to test - spray distance approx. 20 - 30 cm
2 - 3 coats, dry film thickness: 50 - 60 µm




Flash-off time

5 min between coats



After use

After use, turn can upside down and spray until the valve is clean, this prevents the valve from clogging up.



Drying time at 20 °C

Dust dry after approx. 15 - 20 min

Set to touch after approx. 4 - 5 h

Ready for assembly after approx. 24 h

Processing conditions From +10 °C and up to 80 % relative humidity. Ensure adequate air ventilation.

Storage Can be stored for 12 - 18 months in cool and dry places.

VOC-regulation EU limit value for the product (cat. B/e): 840 g/l
This product contains max. 840 g/l of VOC.

Safety information See safety data sheet

Processing instructions

Pot life approx. 5 - 6 h at 20 °C

Version: en 0322

This technical data sheet is supplied for informational purposes only! According to our information, all data and recommendations correspond to the state of art and are based on years of experience in manufacturing our products. They do not exempt the user from his obligation to verify professionally, on his own responsibility, the suitability of our products to the intended purpose under prevailing conditions. Safety data sheets and warnings on packaging must be observed. We reserve the right to modify and to complete the information content at any time, without prior notice or obligation to update.

MIPA SE · Am Oberen Moos 1 · D-84051 Essenbach · Tel.: +49(0)87 03/922-0 · Fax: +49(0)87 03/922-100 · mipa@mipa-paints.com · www.mipa-paints.com