

Mipa Bremssattelack Spray

Item number 21460 + colour number

Technical data sheet

Page 1 / 2

Intended use

Mipa Bremssattelack Spray for high-quality, coloured design of brake calipers. It ensures a resistant final coating and durable colour and gloss retention even at high temperatures.

Processing instructions



Substrates

Steel, cured and sanded old coatings, well-dried Mipa 1K and 2K filler materials.

Pre-treatment / cleansing

Pre-clean with Mipa Silikonentferner.


Please refer to the section "Substrate preparation" for detailed information.

Characteristics

Fast drying
Scratch, impact and shock resistant
Lightfast and non-yellowing
High surface hardness
Excellent coverage
Temperature resistant up to 300 °C for short periods

Colour / gloss level

Yellow (1016), red (3020), blue (5022), black (9005) / glossy



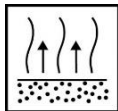
Preparation

Shake can vigorously for 1 - 2 min before use!



Application

Spray to test - spray distance approx. 20 - 30 cm
2 - 3 coats, dry film thickness 30 - 40 µm



Flash-off time

3 - 5 min between coats



After use

After use, turn can upside down and spray until the valve is clean, this prevents the valve from clogging up.

Mipa Bremssattelack Spray


Item number 21460 + colour number

Technical data sheet

mipa

Professional Coating Systems

Page 2 / 2



Drying times at 20 °C

Dust dry after approx.	10 - 15 min
Firm to the touch after approx.	4 - 5 h
Installation-proof after approx.	12 h

Processing conditions From +10 °C and up to 80 % relative humidity. Ensure sufficient supply and exhaust air.

Storage Can be stored for 2 years in a cool, dry place.

VOC-regulation EU limit value for the product category B/e 840 g/l
This product contains max. 840 g/l

Safety information see safety data sheet

Substrate preparation:

Remove old coatings or primers that have not hardened or are not stable.

Do not use on thermoplastic substrates.

Steel substrates:

1. pre-clean with Mipa Silikonentferner.
2. Then dry sand with P 180.
3. Then degrease with Mipa Silikonentferner.

Intact, viable old paintwork, factory paintwork:

1. pre-clean with Mipa Silikonentferner.
2. Then sand with P 400 - 500.
3. Then degrease with Mipa Silikonentferner.

KTL coatings / factory primers:

1. pre-clean with Mipa Silikonentferner.
 2. then sand with MP Softpad Superfine or P 400 - 500.
- Then degrease with Mipa Silikonentferner.

Version: d 0424

This technical data sheet is supplied for informational purposes only! According to our information, all data and recommendations correspond to the state of art and are based on years of experience in manufacturing our products. They do not exempt the user from his obligation to verify professionally, on his own responsibility, the suitability of our products to the intended purpose under prevailing conditions. Safety data sheets and warnings on packaging must be observed. We reserve the right to modify and to complete the information content at any time, without prior notice or obligation to update

MIPA SE - Am Oberen Moos 1 - D-84051 Essenbach - Tel.: +49 8703 92 20 - Fax: +49 8703 92 21 00 - mipa@mipa-paints.com - www.mipa-paints.com