

Mipa Bumper-Paint-Spray

Item no 21221 + colour no

Technical data sheet

mipa

Professional Coating Systems

page 1 / 2

Intended use

Mipa Bumper-Paint-Spray is a high-quality, fast drying textured coating for painting textured plastic parts whose original texture needs to be restored due to repair or sanding work. Moreover, smooth plastic surfaces can be transformed into surfaces with a textured look by applying Mipa Bumper Paint Spray. Particularly suitable for use on typical plastic surfaces such as bumpers, exterior mirrors, spoilers, etc. or as an effect spray.

Processing instructions



Substrates

Plastics commonly used in the automotive industry such as ABS, ABS-PC, PP-EPDM, PUR-RIM, PUR, rigid PVC

Pre-treatment / cleansing


Please refer to the section "Substrate preparation" for detailed information.

Characteristics

- Excellent adhesion
- Fast drying
- Overcoatable with Mipa 1K-Acryllacken
- Ensures an even textured surface
- Highly flexible
- Very good hiding power
- Abrasion resistant and not chalking

Colour / gloss level

Black (0001), grey (0002) / satin gloss



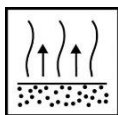
Preparation

Before use, shake can vigorously for 1 - 2 min!



Application

Spray to test - spray distance approx. 20 - 30 cm
2 - 3 coats, dry film thickness: 40 - 50 µm



Flash-off time

3 - 5 min between coats




After use

After use, turn can upside down and spray until the valve is clean, this prevents the valve from clogging up.

Version: en 0322

This technical data sheet is supplied for informational purposes only! According to our information, all data and recommendations correspond to the state of art and are based on years of experience in manufacturing our products. They do not exempt the user from his obligation to verify professionally, on his own responsibility, the suitability of our products to the intended purpose under prevailing conditions. Safety data sheets and warnings on packaging must be observed. We reserve the right to modify and to complete the information content at any time, without prior notice or obligation to update.

MIPA SE · Am Oberen Moos 1 · D-84051 Essenbach · Tel.: +49(0)87 03/922-0 · Fax: +49(0)87 03/922-100 · mipa@mipa-paints.com · www.mipa-paints.com



Drying time at 20 °C

Dust dry after approx.	10 min
Set to touch after approx.	1 - 2 h
Ready for assembly after approx.	12 h

Processing conditions From +10 °C and up to 80 % relative air humidity. Ensure adequate air ventilation.

Storage Can be stored for 2 years in cool and dry places.

VOC-regulation EU limit value for this product (cat. B/e): 840 g/l
This product contains max. 700 g/l of VOC.

Safety information See safety data sheet

Substrate preparation:

Plastic substrates:

1. Before painting, reheat the object to be painted for 60 minutes at 60°C.
2. Degrease with Mipa Kunststoffreiniger antistatisch or Mipa Silikonentferner.
3. Sand thoroughly with MP Softpad Superfine using Mipa Kunststoffreiniger antistatisch or Mipa Silikonentferner .
4. Clean again with Mipa Kunststoffreiniger antistatisch or Mipa Silikonentferner.
5. Allow parts to dry completely.
6. Recommended for neutralising electrostatic charges:
Blow off the surfaces by means of MP Ionisierungspistole X-ION that cleans and neutralises in one operation, which reduces dust inclusions when coating. In addition, this avoids differences in pigment orientation when overcoating with metallic/ effect basecoats.

ATTENTION: Releasing agents must be removed completely!

After the previously mentioned preparation, we recommend doing a wetting test with water. If the water drops roll off quickly, repeat the pre-treatment.

Due to the wide range of plastic types and compounds available on the market, preliminary tests on original parts are indispensable.